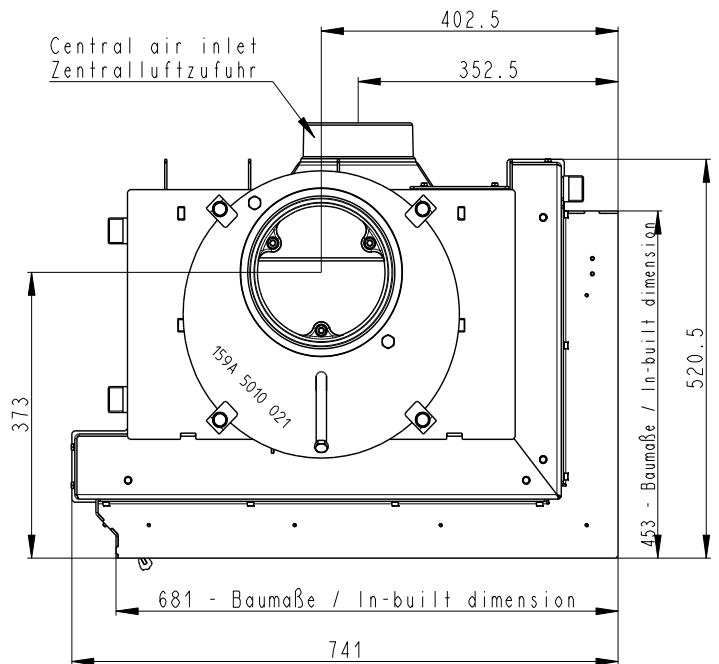
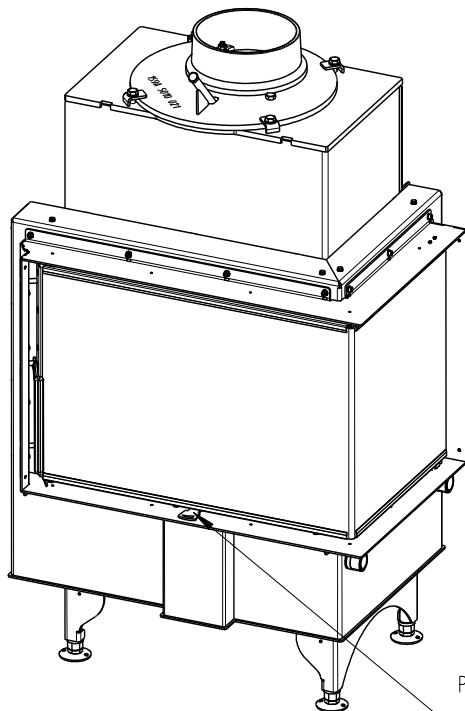
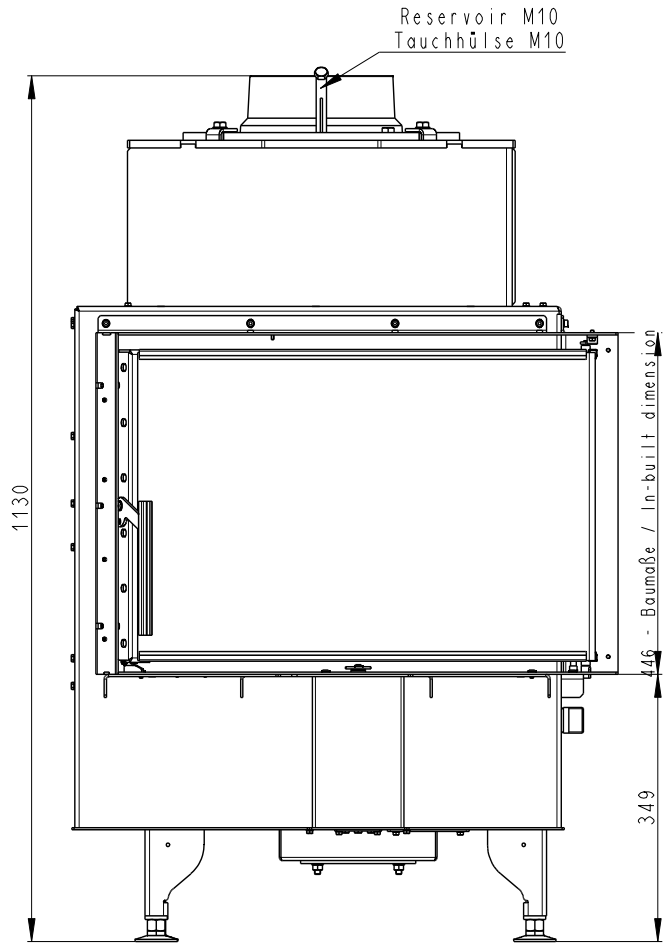
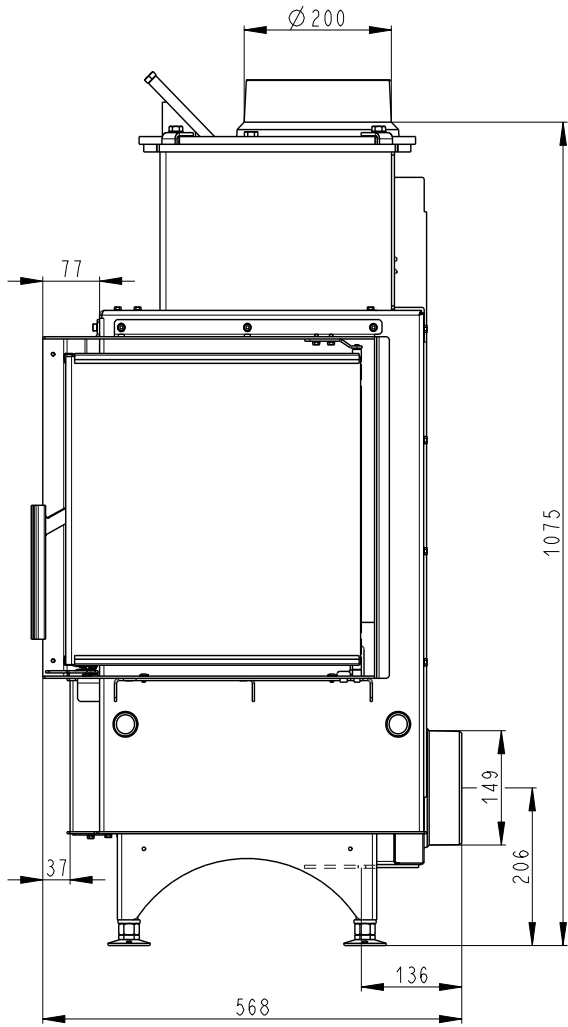


ANGLE R 2G S 66.44.44.01(03,05)



Primärluft und Sekundärluft
Primary and secondary air

Artikl	AR2SE01(03,05)
--------	----------------

General data

Nominal heat output	kW	6,9
Efficiency	%	84,85
Mass of the test fuel fired hourly	kg/h	1,92
Dry flue gases mass flow	g/s	3,60
Mean flue gas temperature	°C	242
Flue draught	Pa	12
Weight	kg	185
CO ₂	%	11,84

Recommended values

Reg.output	kW	4-11
Max. mass of the test fuel fired hourly (max)	kg/h	4,5
Min. cross section of convect air inlet for nominal output	cm ²	880
Min. cross section of convect air outlet for nominal output	cm ²	1120
Combustion air requirement	m ³ /h	13,55
Flue gas connector diameter	mm	200

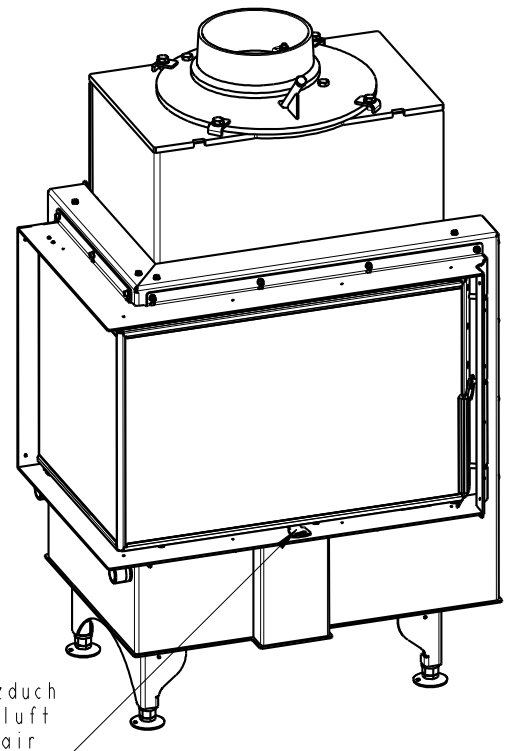
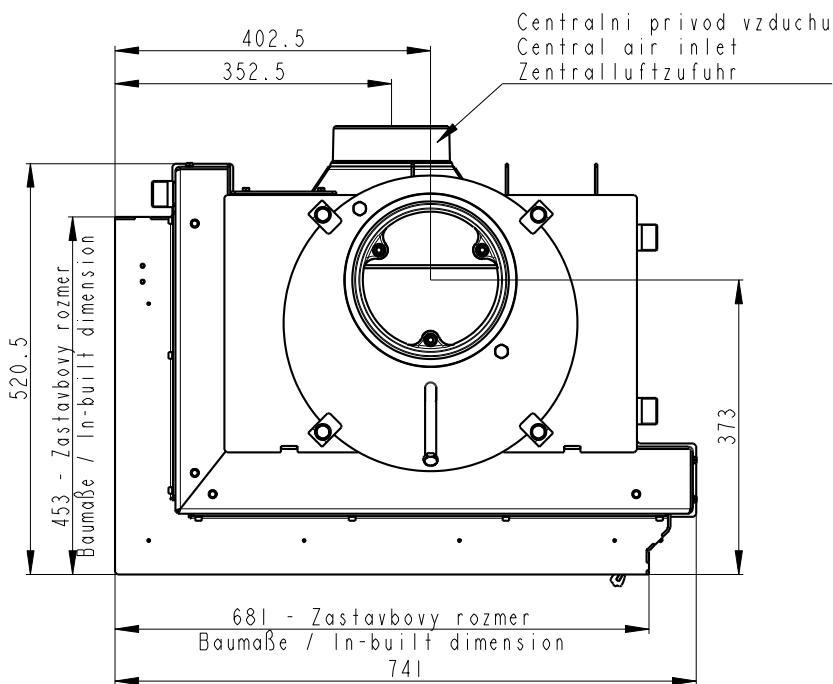
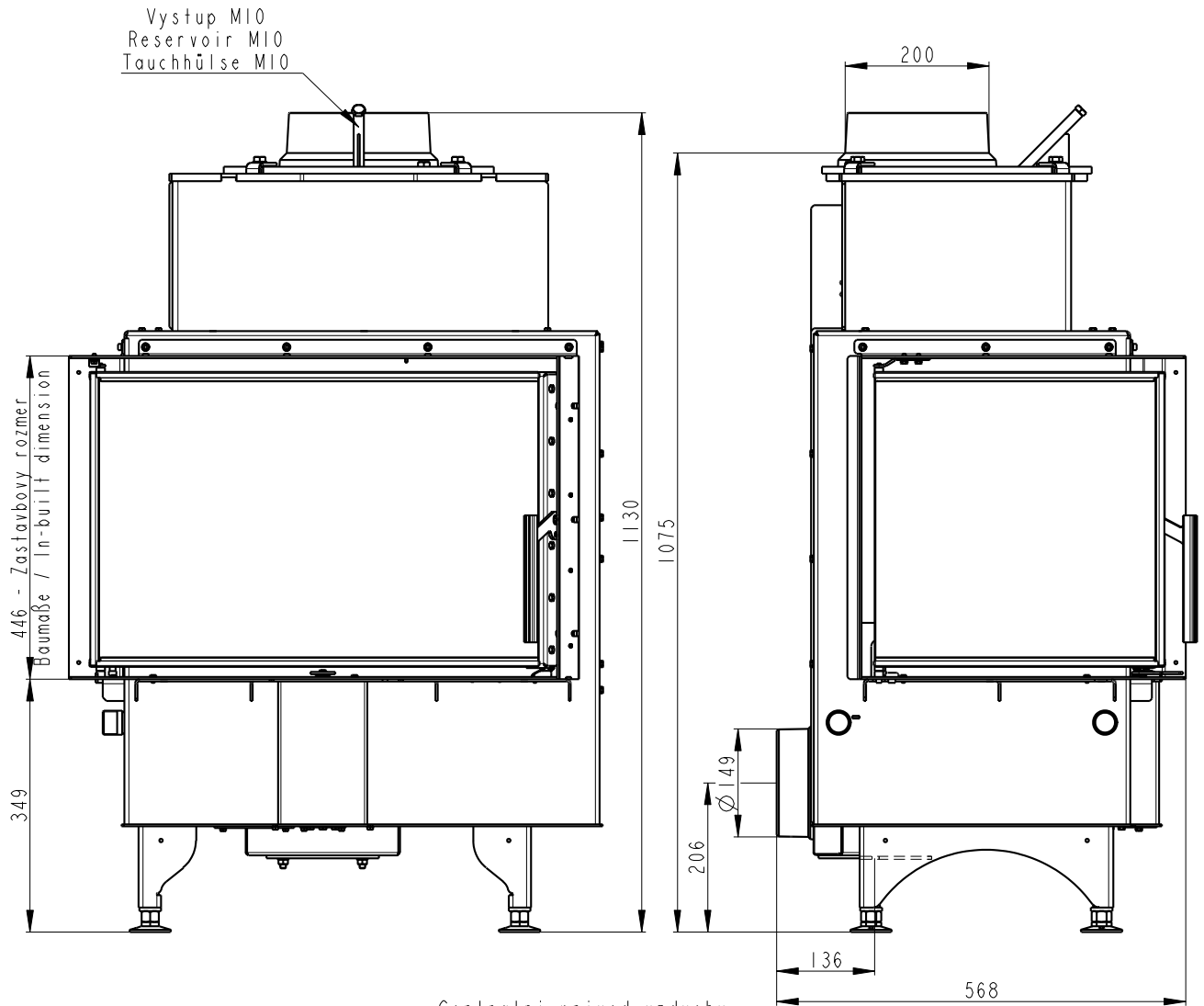
Meets requirement limit values for

EN 13 229	•
BImSch V 1	•
BImSch V 2	•
DIN plus	•
15a B-VG	•

Supplied accessories

Holder with magnet	•
Hook to open the ashtray	•
Ashtray	•

ANGLE L 2G S 66.44.44.01(03,05)



Artikl	AL2SE01(03,05)
--------	----------------

General data

Nominal heat output	kW	6,9
Efficiency	%	84,85
Mass of the test fuel fired hourly	kg/h	1,92
Dry flue gases mass flow	g/s	3,60
Mean flue gas temperature	°C	242
Flue draught	Pa	12
Weight	kg	185
CO ₂	%	11,84

Recommended values

Reg.output	kW	4-11
Max. mass of the test fuel fired hourly (max)	kg/h	4,5
Min. cross section of convect air inlet for nominal output	cm ²	880
Min. cross section of convect air outlet for nominal output	cm ²	1120
Combustion air requirement	m ³ /h	13,55
Flue gas connector diameter	mm	200

Meets requirement limit values for

EN 13 229	•
BImSch V 1	•
BImSch V 2	•
DIN plus	•
15a B-VG	•

Supplied accessories

Holder with magnet	•
Hook to open the ashtray	•
Ashtray	•